



550-0100 Power Lock Actuators



Gun Style

Available With

- Bullet connectors or spade connector
- Regular or overload protected motor
- 2 or 5 wires



Compact Style

DESIGNED FOR:

- TriMark handles and latches equipped to accept a power lock actuator that provides a push/pull function

FEATURES/BENEFITS:

- High impact sealed case design
- Long travel distance - .83 to .86 inches (21-21.8mm)
- High output force for reliable locking and unlocking function
- Reliable and durable to high cycle counts in various environmental extremes
- Compact design allows for application in restricted space
- Compatible for use with TriMark power adaptable products
- Product selection options to ensure optimal fit for various applications



www.trimarkcorp.com



500 Bailey Avenue
P.O. Box 350
New Hampton, Iowa 50659
United States
Tel: 641-394-3188
Fax: 641-394-2392
1-800-447-0343
www.trimarkcorp.com



TriMark Europe

Cedar Court
Walker Road
Bardon Hill
Coalville LE67 1TU
United Kingdom
Tel: +44 (0)1530 512460
Fax: +44 (0)1530 512461
www.trimarkeu.com



550-0100 Power Lock Actuators

AVAILABLE:

- In a “gun style” with or without an overload protected motor
- In a compact, rectangular design with an overload protected motor, clutching mechanism for smooth operation and a rotatable/detachable tip
- With individual bullet style connectors or spade connector for ease of installation
- With 2 wires for power or 5 wires for power and actuator sensing
- Possible customization available to include special connectors, custom wire length and kitting options. Please contact TriMark for more information.

USE WITH:


- Please refer to our website for related products that are compatible for use with this product

INSTALLATION:

- TriMark power actuators are easy to install either by integrating mounting directly into available TriMark latches or paddle or with universal hardware parts that include fasteners, a zinc clamp, a mounting strap and a rod
- 12 volt supply

Please refer to individual part drawings for complete dimensions, specifications, and installation procedures. Engineering assistance and application drawings are available.

Connectors



Bullet Ends



Space Connector

Clutching Mechanism: The use of a power door lock actuator with a clutching mechanism allows the unit to maximize the power transfer and reduces the load required to manually operate the unit with key.

Overload Protected Motor: Overload protection is intended to protect motors against excessive heating due to extreme motor usage. This condition is caused by rapid and frequent operations or sustained activation, which can cause premature motor failing or motor seizing.

5 Wire Actuator Feature: A 5 wire actuator uses 2 wires for actuation output and 3 wires for sensing actuator position (retracted or extended).